Hydraulic In-Cylinder Linear Potentiometer

- Single sensor or double sensor for redundancy
- Measuring range 100 - 1000 mm
- 20 million movements
- <0.01 mm repeatability
- Infinite resolution
- 5 kOhm : 100 ... 600 mm
  10 kOhm : 650 ... 1000 mm

S model
Single sensor

R model
Double sensor

Technical specifications

Measurement stroke	100 to 1000 mm
Linearity	± %1.0
Repeatability	< 0.2 mm
Resolution	Infinite
Resistance	5 kOhm: 100 ... 600 mm 10 kOhm: 650 ... 1000 mm
Resistance tolerance	± %20
Load resistance	100 kOhm min.
Recommended cursor current	< 1 µA
Permissible applied voltage	28 VDC max.
Displacement speed	< 2 m/s
Mechanical life	> 20 million movement
Case dimensions	Ø15
Case material	Anodized aluminium
Flange material	Stainless steel (AISI303)
Operating temperature	-20°C ... +80°C
Storage temperature	-30°C ... +90°C

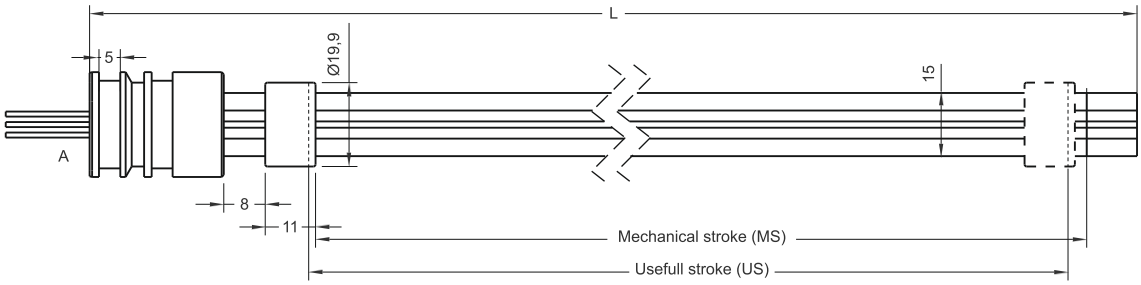

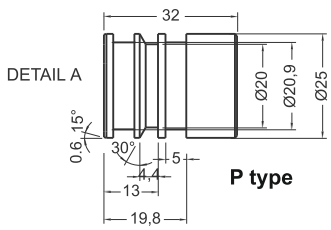

P type

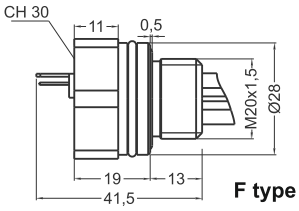

F type

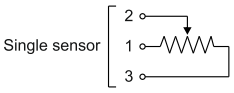

3 cable

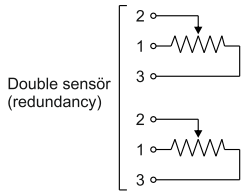

6 cable

RHTF / RHTP (mm)	100	150	200	250	300	350	400	450	500	550	600	650	700	750	800	850	900	950	1000
US (Usefull stroke)	100	150	200	250	300	350	400	450	500	550	600	650	700	750	800	850	900	900	900
MS ±0,5 (Mechanical stroke)	104	154	204	254	304	354	404	454	504	554	604	654	704	754	804	854	904	904	904
RHTF L (Total length)	157	207	257	307	357	407	457	507	557	607	657	707	757	807	857	907	957	1007	1057
RHTP L (Total length)	166	216	266	316	366	416	466	516	566	616	666	716	766	816	866	916	966	1016	1066

Model	Output type	Measurement stroke (mm)	Linearity (%)	Resistance (kOhm)
(example) RHTF	-S	500	D	5K
RHTF (Flange type) RHTP (Piston type)	-S : Single sensor -R : Double sensor (redundancy)	100 ... 1000 mm	D: ± %1.0	5K: 5 kOhm 10K: 10 kOhm

OP.D.ENG.V1-23220

Above given technical data are only for information purpose. OPKON has right to change product specifications without notice.